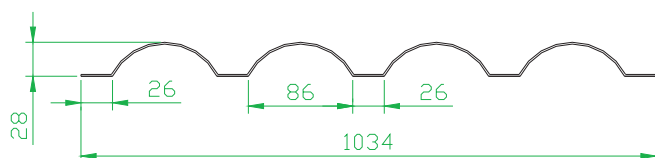




## Painel Redondo

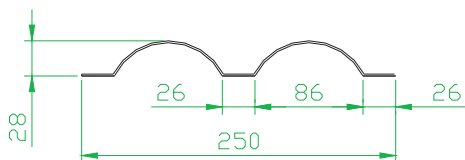


Sob consulta perfil #20

### Perfil #18

Comprimento	Peso
3000mm	34.00
2500mm	28.00
2300mm	26.00
2000mm	22.60

## Lambril Redondo

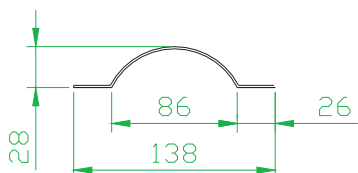


Sob consulta perfil #20

### Perfil #18

Comprimento	Peso
3000mm	8.20
2500mm	6.90
2300mm	6.40
2000mm	5.50

## Complemento Redondo



Sob consulta perfil #20

OBS: Haverá variação nas medidas acima conforme Norma NBR